



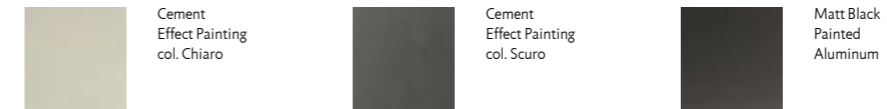
BRASILIA

design David Lopez Quincoces


Dining table consisting of aluminum legs obtained from a chillcasting process through a mold. Boxed-shaped top in "sandwich" of MDF and aluminum sheet pressed and glued together, with embedded steel extrusions to ensure structure and stability. Finish in matt black

liquid painting, or "concrete effect" finish col. Chiaro or col. Scuro. Top available also veneered in Stone Oak® or charcoal-dyed oak or multilaminar wood Striped Grey, with legs in "concrete effect" finish col. Scuro. Floor support secured by plastic feet.

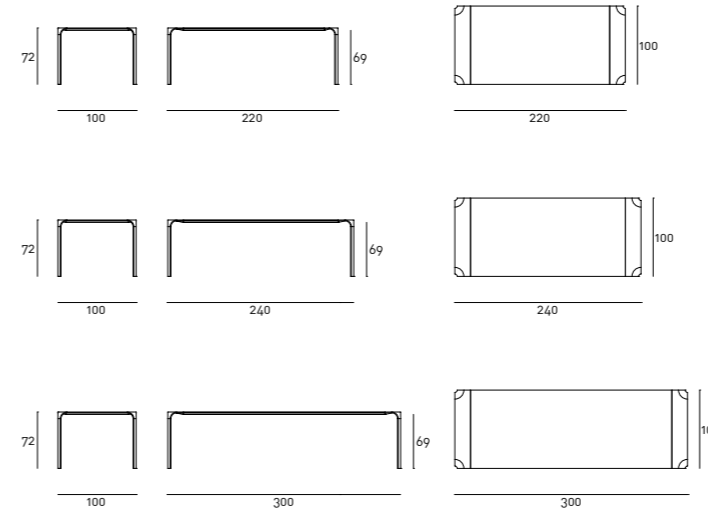
Legs



Top



Technical Drawings



Notes

Stone Oak®: this wood owes its particular coloring to an entirely natural process. Because of this, some slabs may look more brown than others. Our commitment is to provide you a high quality product; any differences in color should not be considered as defects.

On request, an additional protective (acrylic solvent) painting is available for the Stone Oak® finishing only. It should be noted that this additional coating slightly changes the natural color and texture of the surface. Although this supplementary painting increases the surface resistance, it is still a natural material; therefore small superficial stains, due to oil or other substances, have to be promptly removed, before being absorbed in depth by the wood. Thus, we recommend regular care and maintenance.

Striped Grey: it is a decorative multilaminar wood veneer, always finished with a transparent acrylic painting, which features exclusive patterns reproducing the natural characteristics of wood. We would like to remind you that, being a natural and living wooden material, it may present non-homogeneous colour shades, which are peculiarities of the material itself.

"Cement Effect" Finish: finish obtained by cement-based materials applied manually, after sanding the surface, through different phases: 2 layers of primer coating applied with a brush and roller; 2 layers of the cement applied with a specific spatula -each stage is spaced by a 24h drying cycle, and further sanding before proceeding to the next phase - and final phase of 2 protective finishes, applied with a brush, as stain-resistant treatment, which prevents the immediate absorption of stains. The cement finish is furthermore protected with an acrylic paint finish, which provides the surface a good scratch resistance. A subsequent application of nano-molecular varnish, protects the finish from chemical agents, especially of food nature. The handcraft and preciousness of this application, creates finishes and surfaces which may differ from each other for finishing and shades of colours. This feature shows the exclusivity and craftsmanship of each creation.

—
Brasilia table with top lacquered
matt black and legs in matt black
painted aluminium



—
Brasilia table with top veneered in
Stone Oak® and legs in "cement effect"
finish col. Scuro

